UNO-IPS1560-AE

18-36 V_{DC} input/24 V_{DC} output, Uninterruptible Power Supply Module

Features

- Wide Range power input for 18-36 V_{DC}
- Metal enclosure supports different Book mounting position
- Status indicators for monitoring battery pack and input power
- Free software utility for configuration and monitoring
- Over discharging & charging protection to extend battery life
- Metal enclosure supports Wall mount, Stand mount & DIN Rail mount
- Intelligently trigger PC shut down when power outage

Introduction

Intelligent UPS serves as a temporary power supply during short breaks in power and enables safe system shutdown. It can protect PC from electrical damage and greatly reduce the risk of losing data. The IPS module serves as temporary power during a short interruption in power and allows a safe system shutdown.

Specifications

Input	Input Voltage	18 -36 Vdc
Output	Output Voltage	24Vdc +/-10%
	Typical output current	3A (72W)
Battery	Battery Capacity	14.4 V_{DC}, 1560 mAH
	Cycle life	300 times of charge circle
Protection	Short-circuit protection	Yes
Certification	EMC	CE, FCC
	Safety	UL, CB
Dimensions (W x D x H)		55 x 86.6 x 193 mm
Environment	Operating Temperature	0-45°C
	Storage Temperature	-20 ~ +50°C (less than 1 month) -20 ~ + 40°C (less than 3 months) -20 ~ + 20°C (less than 1 year)
I/O Connectors	Monitor & Set IPS	RS-232

昊岳 研伟科技 15323776600

User Scenario

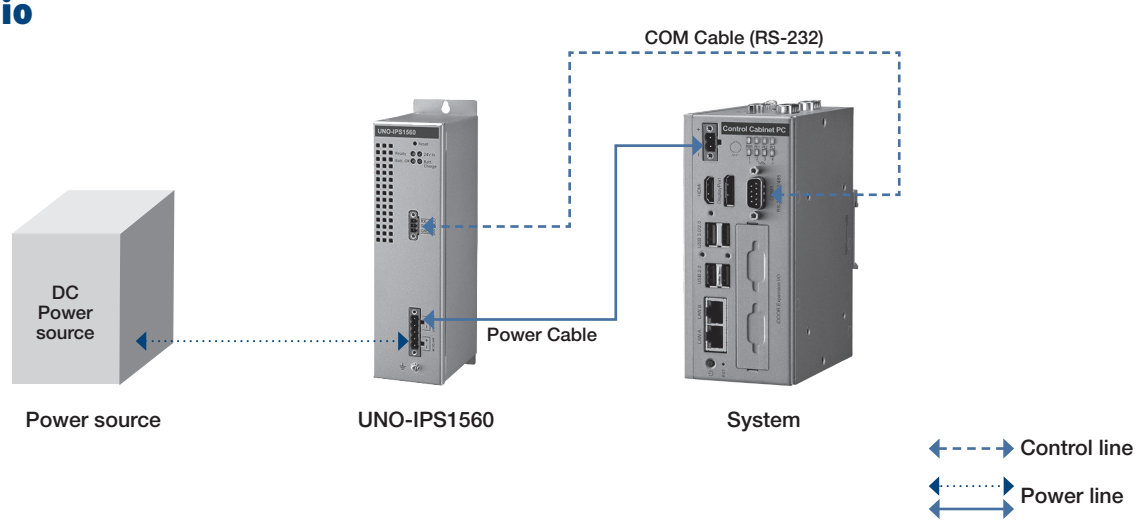

All product specifications are subject to change without notice.

Last updated: 19-Oct-2021

Dimensions

Unit: mm

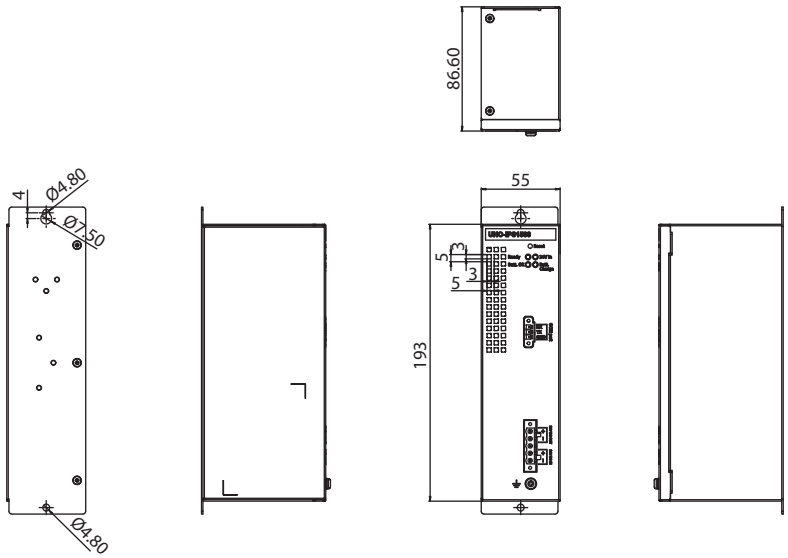

Ordering Information

Part No.	Description
UNO-IPS1560-AE	18-36 V_{DC} input/24 V_{DC} output, Uninterruptible Power Supply Module (Including control & power cable)
UNO-2000G-DMKAE	DIN-Rail mounting kit for horizontal installation
UNO-2271G-DMKAE	DIN-Rail mounting kit for vertical installation

Mounting Illustration

Book Mount

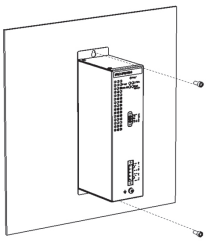

DIN-Rail Mount (Vertical)

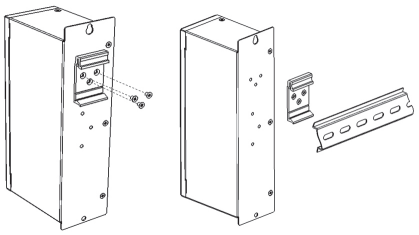

DIN-Rail Mount (Vertical)

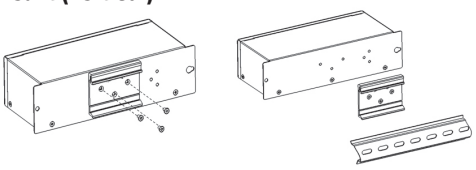

I/O Appearance

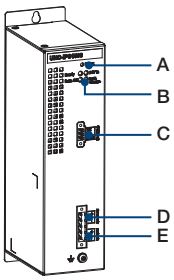

A: System Reset

B: LED indicators:

LED	Bright(ON)	Dark(OFF)	Blinking
24V In	DC_IN	DC_IN loss	DC_IN loss over 5 minute, input step 2 (1Hz blinking)
Ready	System ready	System not work	NA
Batt. OK	BAT ready	not detect BAT	1. Low Battery (Note 1) 2. BAT abnormal (0.5Hz blinking) (Note 2)
Batt. Charge	NA	BAT no charging	1.BAT charging (1Hz blink) 2. BAT abnormal (0.5Hz blinking) (Note 2)

Note :

1. Low Battery
   BAT≦15%, BAT LED blinking , ≧16% return normal state
2. BAT abnormal
   BAT temperature ≧60°C , BAT & CHG LED blinking (0.5Hz) , ≦55°C return normal state

C: RS-232

D: DC out (24V)

E: DC In (18-36V)